


Roller garage door RollMatic

Including operator

Roller garage door RollMatic product description



General rules

Spring-compensated roller garage door for private use. As standard, when the Hörmann operator RollMatic is used – max. 10 door cycles per day according to the warranty conditions.

Frame

- Aluminium extrusion profile side guides with integrated plastic runners and brush seal. Coating in door curtain colour.
 - Decopaint version:
Colours matching the Decopaint surface finish.
 - Decograin version – fitting behind the opening:
Colours matching the Decograin surface finish.
 - Decograin version – fitting in the opening:
Plastic film coating in colour of door curtain.
- Lintel and curtain cover made of sheet steel, coated in door curtain colour.
 - Decopaint / Decograin version:
Colours matching the Decopaint / Decograin surface finish.
- Side cladding made of sheet steel, coating in the door curtain colour.
 - Decopaint / Decograin version:
Colours matching the Decopaint / Decograin surface finish.

Door curtain

Rolled aluminium profile foamed with polyurethane rigid foam with integrated storm anchors, profile height 77 mm. Coloured versions with two-layer coil coating with a paint system based on a high-quality polyurethane coated with polyamide.

Note:

All Hörmann roller garage doors correspond to their technical properties and use state-of-the-art paint systems. Pressure marks and abrasive wear are design-related and cannot be avoided. They do not impair the function and durability of the roller garage door.

Surface coating

Version in standard colours

Interior and exterior of door curtain:

- Standard colours based on the RAL colour chart:

RAL 9016	Traffic white	RAL 7016	Anthracite grey
RAL 1015	Light ivory	RAL 7035	Light grey
RAL 3003	Ruby red	RAL 8028	Terra brown
RAL 3004	Purple red	RAL 9001	Cream
RAL 5011	Steel blue	RAL 9005	Jet black
RAL 6005	Moss green	RAL 9006	White aluminium*
RAL 7015	Slate grey	RAL 9007	Grey aluminium*
- Chartwell Green
- Noir 2100 Sablé (Anthracite metallic) – at a surcharge

Dark colours should not be used for doors that are exposed to the sun.

* IMPORTANT:

Despite the use of state-of-the-art colour coating systems, we cannot rule out colour deviations, specifically in metallic colours such as RAL 9006 or 9007.

Decopaint version with paint in timber design look

Interior and exterior of door curtain:

- Golden Oak** – medium brown, yellow-gold surface with vibrant oak character
- Rosewood** – reddish-brown stripey timber design

Decograin version with plastic film coating with timber design (not available for external roller garage doors)

Door curtain, exterior:

- Coated with UV-resistant synthetic film with timber design with embossed grain for an authentic timber character.
 - Golden Oak** – medium brown, yellow-gold surface with vibrant oak character
 - Rosewood** – reddish-brown stripey timber design

Door curtain, interior:

- Terra brown coating based on RAL 8028

Counterbalance

Tension spring assembly with lateral integral double tension springs. Cladding of internal roller garage door with transparent plastic and with aluminium profiles with integrated window cut-outs for external roller garage doors. Transmission of forces via two cables.

Manually operated version (not possible with external roller garage door)

Door operated via chain hoist and interior / exterior handle.

Fittings and closing devices

Lockable bottom profile with two-point locking for manually operated doors. Locking with RollMatic operator.

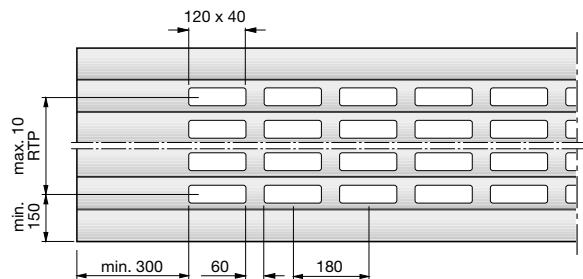
Chamfered bottom weather seal (optional, not available for manual operation)

Optional bottom profile to compensate for uneven floors (up to 300 mm height difference). Standard colour Jet black RAL 9005. Optional coating in door curtain colour (with the exception of Decopaint and Decograin).

Delivery

1 unit including operator / chain hoist

Glazing and / or ventilation grille arrangement (optional equipment)



Note:

- Glazing / ventilation arrangement is only possible starting at the 2nd section from the bottom.
- For technical reasons, the glazing / ventilation arrangement in the curtain is only possible starting at the 8th visible section from the top.

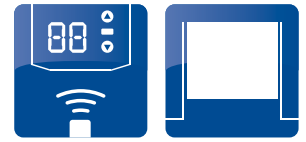
- max.** = Maximum
min. = At least
RTP = Rolling shutter lath

Roller garage door RollMatic

Including operator

Operator RollMatic product description

// With LED illumination



Operator data



- 24 V DC gear drive
- Mains voltage 230–240 V AC, 0.5 kW
- Opening speed approx. 11 cm/s
- Door cycles (Open / Close)
 - Max. 25 per day
 - Max. 10 per hour
- Internal roller garage door: operator always on left when viewed from inside
- External roller garage door: standard operator left, right can be selected (not shown)

Control electronics



- In a separate housing,
- micro-processor control,
- automatic teach-in of automatic safety cut-out and end-of-travel positions,
- soft start and soft stop,
- lighting,
- adjustable automatic timer, hold-open phase 30 seconds after activation,
- Impulse control

Standard equipment

- With 2 x 4-button hand transmitter HSE 4 BS (black textured surface)
- External unidirectional receiver HE 3 BiSecur in 868 MHz for the impulse function (no status query possible)
- Connecting lead with a UK plug
- Control buttons in cover of the control unit
- Integrated garage lighting with 2-minute light in control housing
- Internal roller garage door: quick release operated from inside
- External roller garage door: secured release operated from inside

Housing

- Plastic housing with an external operator.
- Integrated in curtain cover for external roller garage doors.

Temperature range

- –20°C to +60°C

Note:

Installation of a photocell is required if the automatic timer is activated!

Roller garage door RollMatic

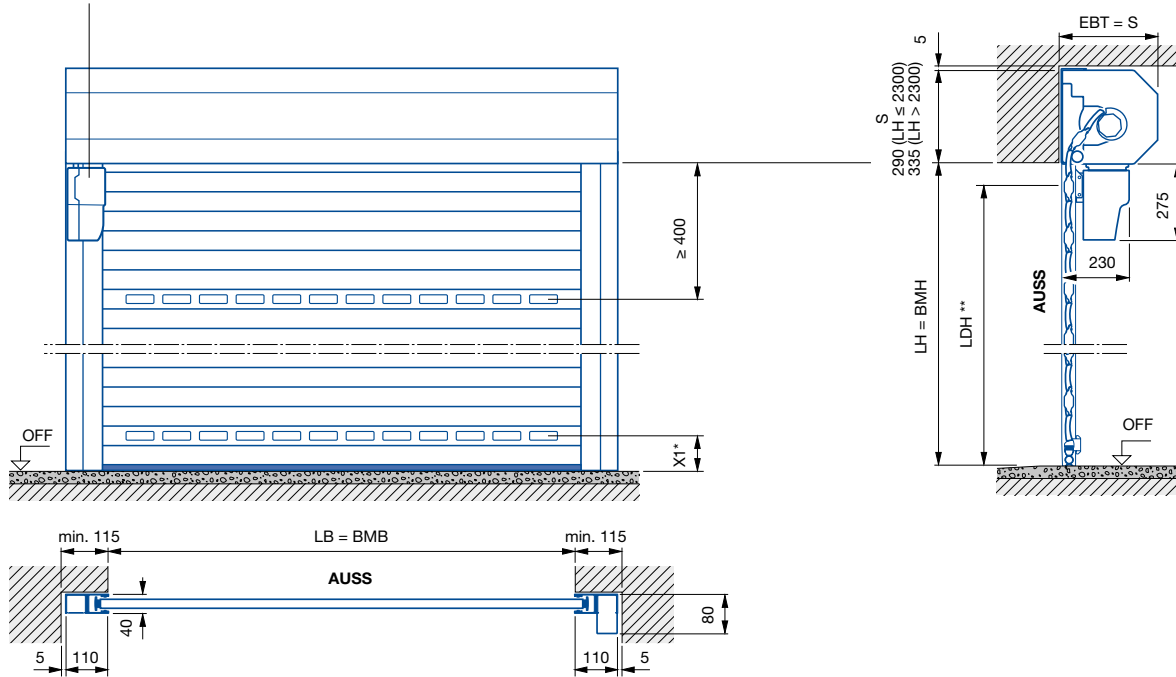
Including operator

Internal roller garage door fitting dimensions



Fitting behind the opening

Operator / chain hoist interior left

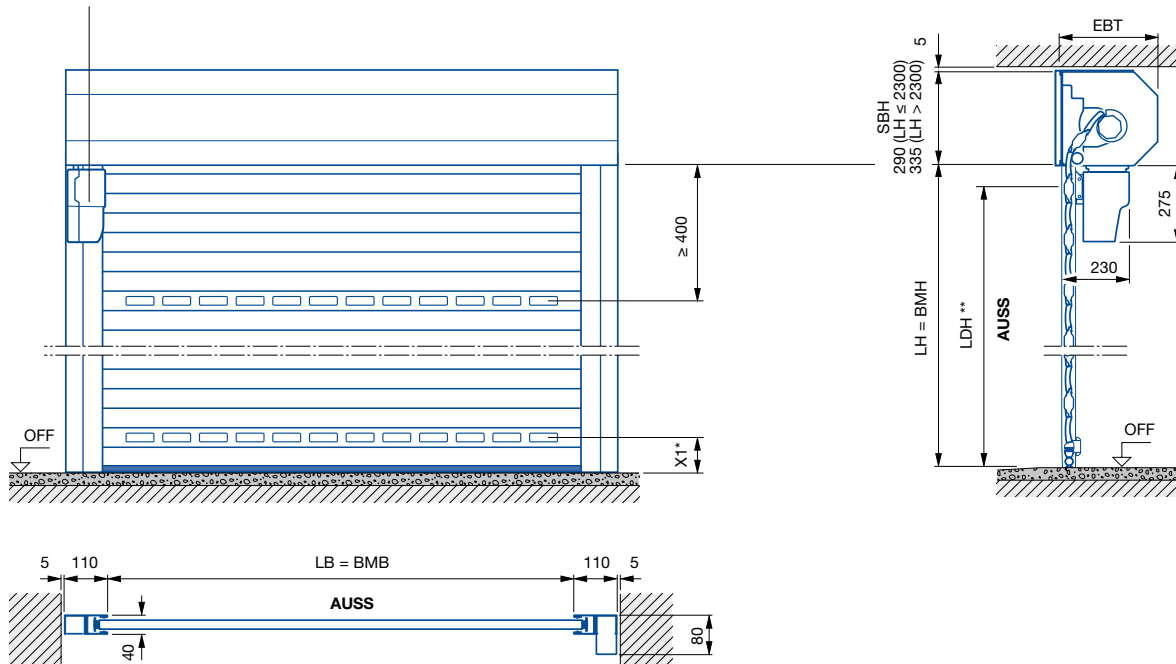


* X1 – min. 150 mm (dimension without chamfered bottom profile)

** See the table “Dimensions” on page 28

Fitting in the opening

Operator / chain hoist interior left



* X1 – min. 150 mm (dimension without chamfered bottom profile)

** See the table “Dimensions” on page 28

An additional fascia panel is required!
See accessories on page 29

Chamfered bottom profile

See page 29

Roller garage door RollMatic

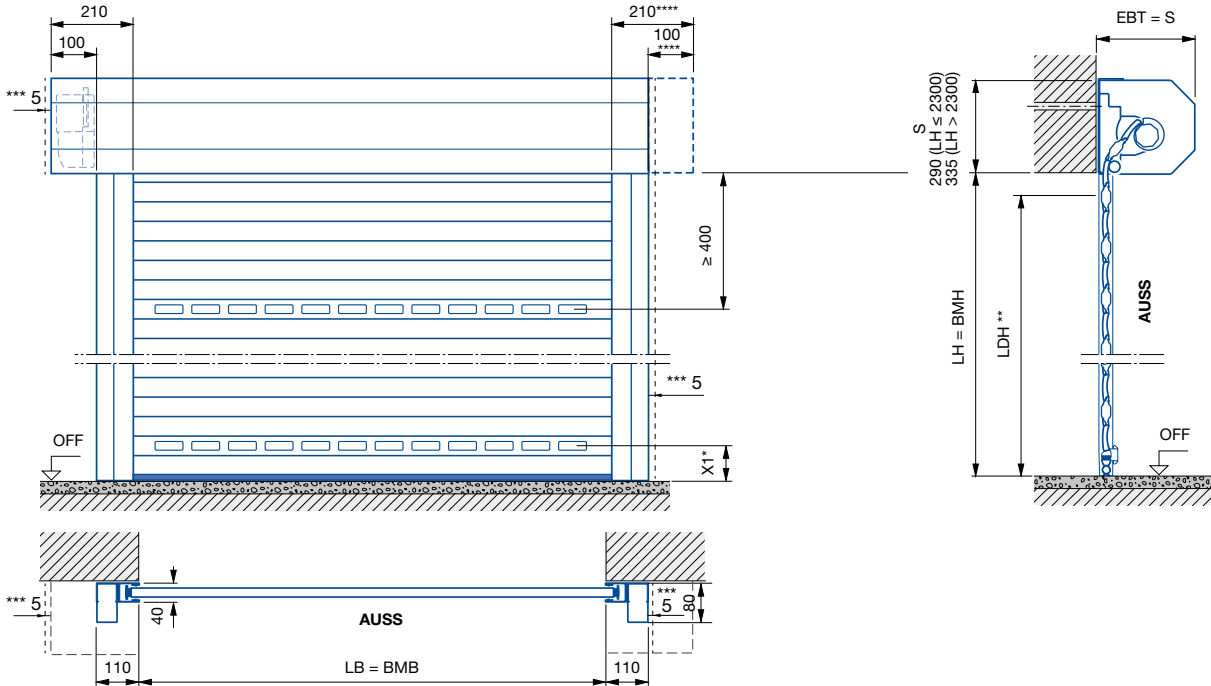
Including operator

External roller garage door fitting dimensions



Fitting in front of the opening

Operator as standard on left when viewed from outside. Operator on right optionally available.

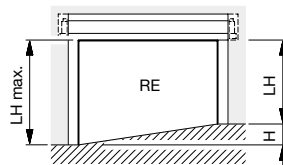
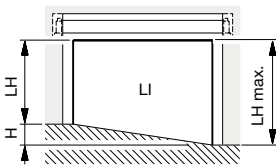


- * X1 – min. 150 mm (dimension without chamfered bottom profile)
- ** See the table “Dimensions”
- *** At least 5 mm distance from fascia panel / side guide
- **** For a visually balanced look the curtain cover can be ordered symmetrically!

Dimensions

	Version with operator RollMatic	Manually operated version (not available for external roller garage doors)
Clear passage height	= Clear height (ordering size height) – 60 mm	= Clear height (ordering size height) – 125 mm
Clear passage width	= Clear width (ordering size width)	= Clear width (ordering size width)

Chamfered bottom profile



- LH = (Clear height on short side) = ordering size height
Max. LH = 3100 mm
Min. LH = 1600 mm
- H = Height – difference max. 300 mm

Chamfered bottom profile – view of fitting side
Internal roller garage door from inside
External roller garage door from outside

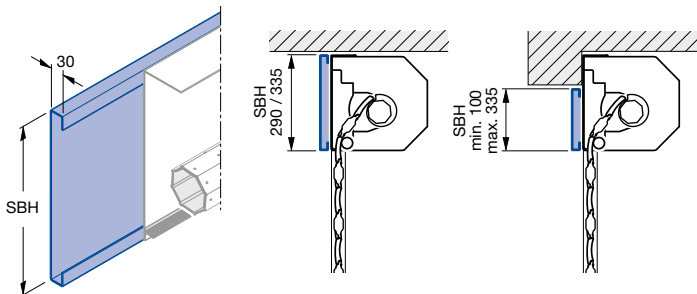
AUSS	Exterior	OFF	Finished floor level
BMB	Ordering size width	RAMB	Overall frame width
BMH	Ordering size height	RAMH	Overall frame height
EBT	Fitting depth	S	Required headroom
LB	Clear width	SBH	Additional fascia panel height
LH	Clear height	min.	At least
LDB	Clear passage width	max.	Maximum
LDH	Clear passage height		

Optional extras

For roller garage door RollMatic including operator

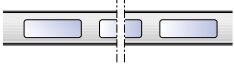




Fitting compensation set		Article no.	£
(to accommodate for unevenness on the building structure when fitting behind / in front of the opening)			
Fitting compensation set LH ≤ 2300		8991235 Per set	45
Fitting compensation set LH > 2300		8991236 Per set	51
Chamfered bottom profile			£
Roller garage door RollMatic with chamfered bottom profile (not available in the surfaces Golden Oak and Rosewood)		In black	Per m 341
		In door colour	Per m 341
Symmetrical curtain cover			£
Symmetrical curtain cover for a visually balanced look		Per door	No surcharge
Additional fascia panel			£
Reinforcement of the fascia panel			
Note: Required for fitting in the opening!		In door colour	Per m 70
▶ State additional fascia panel height (SBH) and width!			



Note:
State on door order, subsequent fitting is not possible.

SBH Fascia panel height
min. At least
max. Maximum

Optional extras		Article no.	£
	Glazing element With clear synthetic pane, window cut-out 112 × 33 mm, black glazing frame on exterior, transparent on interior (maximum 10 sections per door, number of glazing elements depending on the door width)	Per m	30
	Ventilation grilles Black plastic Ventilation cross section: approx. 13 cm ² /grille (maximum of 10 sections per door, number of ventilation grilles depending on the door width)	Per m	30
	Brush seal for fascia panel	LB up to 3000 mm	8991423 Per door 16
		LB from 3000 mm to 5000 mm	8991424 Per door 23
Aluminium cover for side guides (as standard with external roller garage door)		Per m	49
2-coloured roller garage door RollMatic			£
After technical clarification!			
2-coloured roller garage door – frame and door curtain		Per door	119
2-coloured door curtain (The individual section is always only available in a single colour on the interior and exterior)		Per door	331

Optional extras

For roller garage door RollMatic including operator



Accessories for operator RollMatic		Article no.	£
Motor connection line, 10 m		436523	37
Acoustic anti-lift kit		436524 Each	73
Emergency battery HNA 18		437727 Each	222
Emergency release			£
Exterior emergency release for internal roller garage door		436526 Each	113
Exterior emergency release for external roller garage door	Exterior emergency release	436526 Each	113
	Accessory bag for double secured release SE	437728 Each	9
	Bowden cable, length 1 m, for double secured release SE	437986 Each	15
Note: All 3 articles are required for the external roller garage door!			

Fixed element	£
Element infill with roller garage door sections in RollMatic look. Position of sections does not match the roller garage door RollMatic. Frame made of aluminium extrusion profile. Coated in colour of the element infill. Decopaint and Decograin colours matching the Decopaint / Decograin surface finish. RAMB max. 6000 mm. Reinforcement profile from RAMB \geq 5001 mm.	

		Based on RAL 9016	Per m ²	
	Colour		Per m ²	471
	Decopaint		Per m ²	
	Decograin		Per m ²	
			Per m ²	

AUSS Exterior
RAMB Overall frame width
RAMH Overall frame height


Manufacturing dimensions

- without reinforcement profile RAMB \leq 5000 mm = RAMH min. 360 mm
- with reinforcement profile RAMB \geq 5001 mm = RAMH min. 470 mm

Note:

Only one side (width or height) may be $>$ 2500 mm!

Notes and sketches





As standard with the new garage door operator SupraMatic 4

BlueSecur operator app

The hand transmitter in the smartphone

- For smartphone operation of garage door and entrance gate operators as well as entrance doors via a Bluetooth receiver (as standard with the new garage door operator SupraMatic 4)
- With a set of keys for easy transmission of temporary and permanent access authorisations
- Free download in the App Store or Google Play, incl. one free user per receiver

HÖRMANN

Roller garage door RollMatic T

Including tubular drive

Product description and fitting dimensions



General rules

Roller garage door with tubular drive and emergency crank handle for private use. With integral catch safety device and closing edge safety device as standard. Version as internal or external roller garage door, max. 10 door cycles per day according to warranty conditions.

- Wind load class 3 to LB 3000 mm (FS 75 without wind lock)
- Wind load classes with wind locks (FS 105 from LB 3001 mm):
 - LB 3000 mm to 4000 mm = wind load class 4
 - LB 4000 mm to 4500 mm = wind load class 3
 - LB 4500 mm to 5000 mm = wind load class 2

Frame

- Aluminium extrusion profile side guides with integrated strip brush profile and brush profile. Coating in door curtain colour.
- Lintel cladding made of sheet steel in door curtain colour.
- Curtain cover made of sheet steel, coated in door curtain colour.
- Side cladding of internal roller garage doors made of sheet steel, coated in door curtain colour.
- Side cladding of external roller garage doors made of aluminium, coated in door curtain colour.
- Side guides, lintel and curtain cover coated in basic colour of the timber finish in Decopaint / Decograin version.

Door curtain

Rolled aluminium profile foamed with polyurethane rigid foam with plastic runners, 77 mm section height without ribbing in the profile. Coloured versions with two-layer coil coating with a paint system based on a high-quality polyurethane coated with polyamide.

Note:

All Hörmann roller garage doors correspond to their technical properties and use state-of-the-art paint systems. Pressure marks and abrasive wear are design-related and cannot be avoided. They do not impair the function and durability of the roller garage door.

Surface coating

Version in standard colours

Interior and exterior of door curtain:

- Standard colours based on the RAL colour chart:

RAL 9016 Traffic white	RAL 7016 Anthracite grey
RAL 1015 Light ivory	RAL 7035 Light grey
RAL 3003 Ruby red	RAL 8028 Terra brown
RAL 3004 Purple red	RAL 9001 Cream
RAL 5011 Steel blue	RAL 9005 Jet black
RAL 6005 Moss green	RAL 9006 White aluminium*
RAL 7015 Slate grey	RAL 9007 Grey aluminium*
- Chartwell Green
- Noir 2100 Sablé (Anthracite metallic) – at a surcharge

Note:

Dark colours should not be used for doors that are exposed to the sun.

* IMPORTANT:

Despite the use of state-of-the-art colour coating systems, we cannot rule out colour deviations, specifically in metallic colours such as RAL 9006 or 9007.

Decopaint version with paint in timber design look

Door curtain with paint on the outside and timber design look on the inside
Curtain cover in the basic colour of the Decopaint coating:

- **Golden Oak** – medium brown, yellow-gold surface with vibrant oak character
- **Rosewood** – reddish-brown stripey timber design

Decograin version with plastic film coating with timber design (not available for external roller garage doors)

Door curtain, exterior:

- Coated with UV-resistant synthetic film with timber design with embossed grain for an authentic timber character.
 - **Golden Oak** – medium brown, yellow-gold surface with vibrant oak character
 - **Rosewood** – reddish-brown stripey timber design

Door curtain, interior:

- Terra brown coating based on RAL 8028

Operator data and control electronics

- Tubular drive with emergency hand chain drive and crank handle drive for operation in case of power failure
 - Tubular drive technology with mechanically adjustable end-of-travel position (standard)
 - Tubular drives with electronically adjustable end-of-travel positions (optional)
- Door cycles (Open / Close)
 - max. 10 per day / max. 3 per hour
 - On-time of tubular drive max. 4 min. per hour
- Operator possible with impulse operation on left or right side (querying of the door position not possible)
- Control housing with integrated LED light
- Operation with 2 push buttons on the control housing
- Operation via hand transmitter 433 MHz rolling code with 2 x hand transmitter RSC 2 (standard).
- 868 MHz BiSecur with 2 x hand transmitter HSE 4 BS (optional)
- Optical closing edge safety device installed at the factory in the bottom profile ensures safety as per DIN EN 13241-1
 - Closing edge safety device with spiral cable (standard)
 - Radio closing edge safety device (optional, receiver integrated in control housing)
- Adjustable reversing procedure
- Adjustable pre-warning phase
- Connection of external illumination possible
- Adjustable automatic timer
- Connecting option for one-way photocell EL 31

Standard equipment

- Door including tubular drive, emergency hand chain drive and complete curtain cover as standard.
- Control with 2 control buttons in the cover and integrated radio receiver 433 MHz rolling code
- 2 x Hörmann RSC 2 hand transmitter
- Connecting lead with plug
- Optical closing edge safety device (with spiral cable) with photocell in bottom profile
- External roller garage door with emergency release lock

Delivery

2-part packaging incl. operator

Size range

Clear height (LH) = ordering size height (BMH)	3100	A	-
	...		
	2500	B	C
	...		
2301	D	D	
2300			
1200			
		1000 ... 3000	3001 ... 5000
		Clear width (LB) = ordering size width (BMB)	

- A** EBT/S 335, LB ≤ 3000 = FS 75, shaft 70 mm, without wind lock
- B** EBT/S 290, LB ≤ 3000 = FS 75, shaft 70 mm, without wind lock
- C** EBT/S 335, LB > 3000 = FS 105, shaft 80 mm, with wind lock
- D** EBT/S 290, LB > 3000 = FS 105, shaft 80 mm, with wind lock

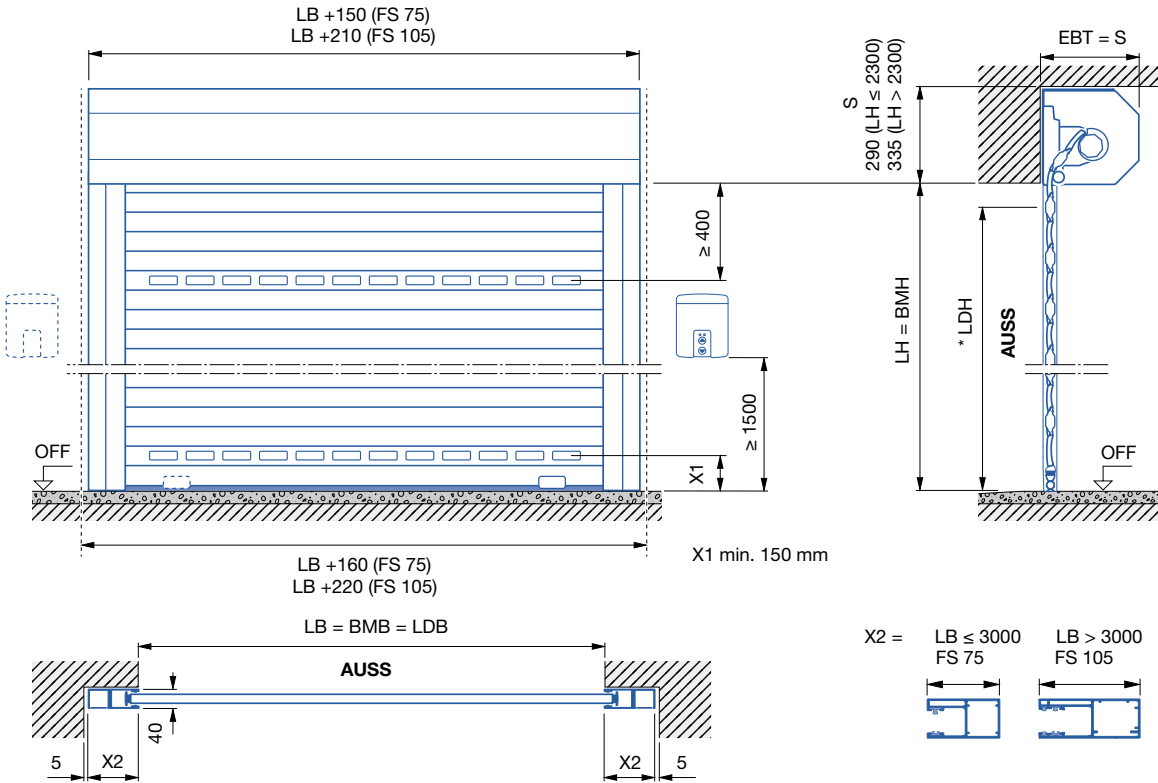
Roller garage door RollMatic T

Including tubular drive

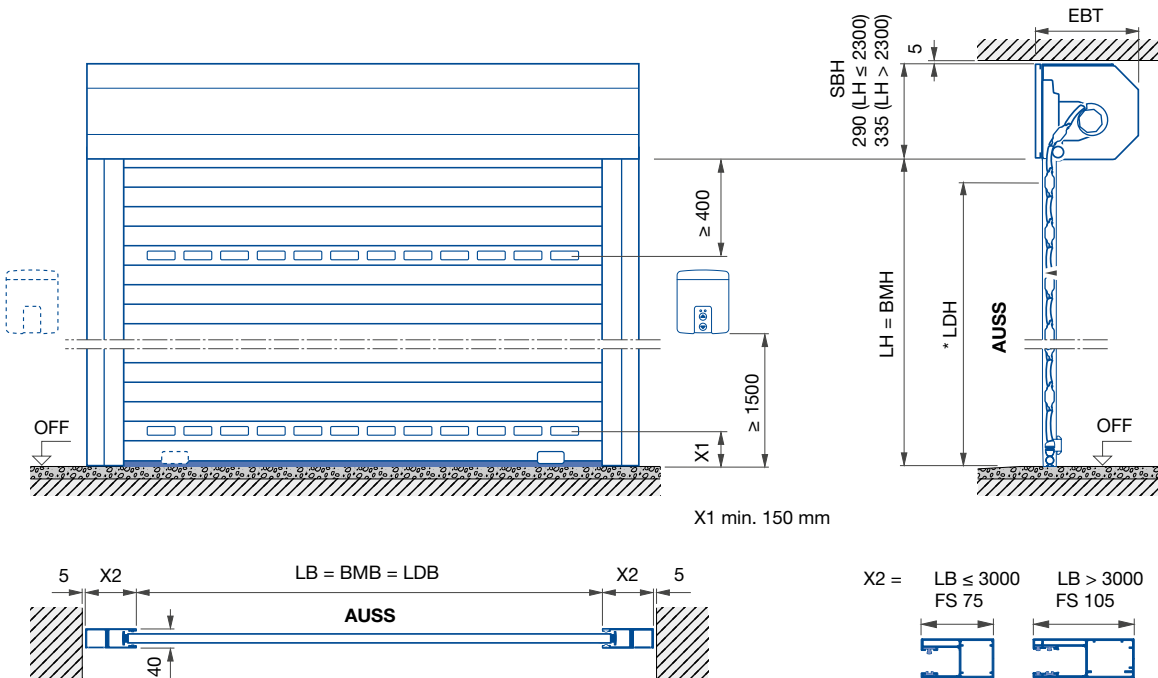
Product description and fitting dimensions



Internal roller garage door – fitting behind the opening



Internal roller garage door – fitting in the opening



An additional fascia panel is required!

AR External roller garage door	FS Side guide	LH Clear height	max. Maximum
AUSS Exterior	IR Internal roller garage door	S Required headroom	OFF Finished floor level
BMB Ordering size width	LB Clear width	SBB Additional fascia panel width	
BMH Ordering size height	LDB Clear passage width	SBH Additional fascia panel height	* LDH = LH - 70 (FS 75)
EBT Fitting depth	LDH Clear passage height	min. Minimum	= LH - 110 (FS 105)

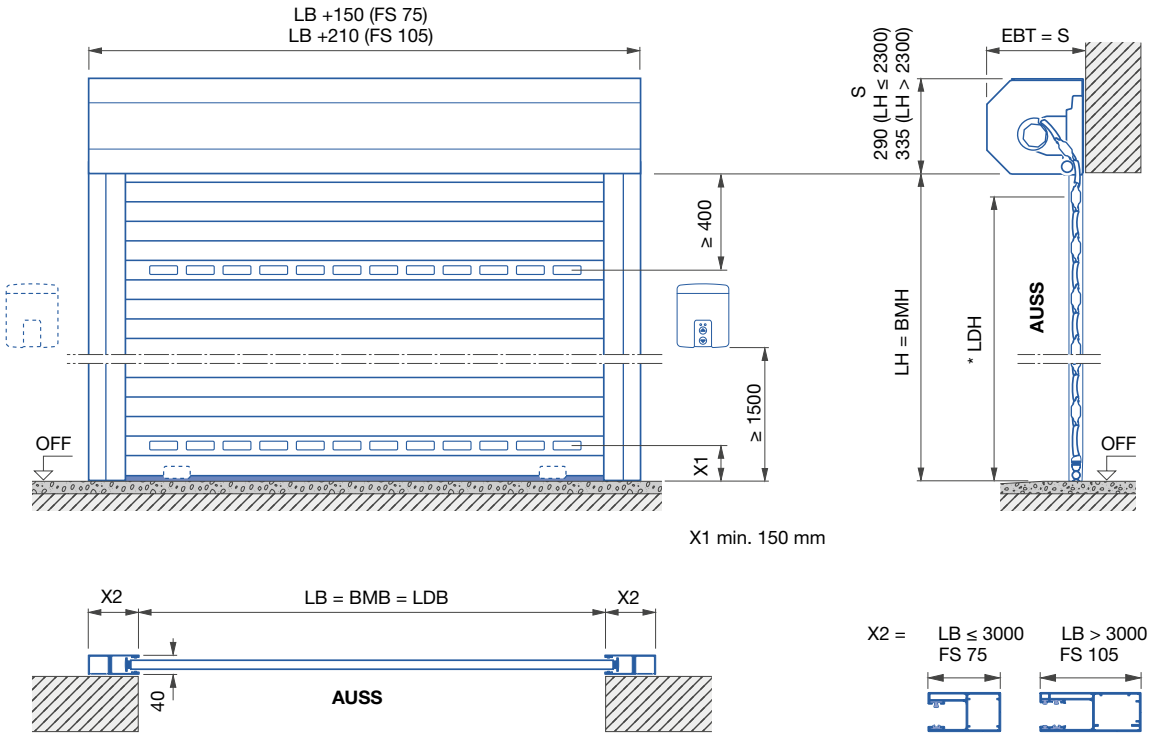
Roller garage door RollMatic T

Including tubular drive

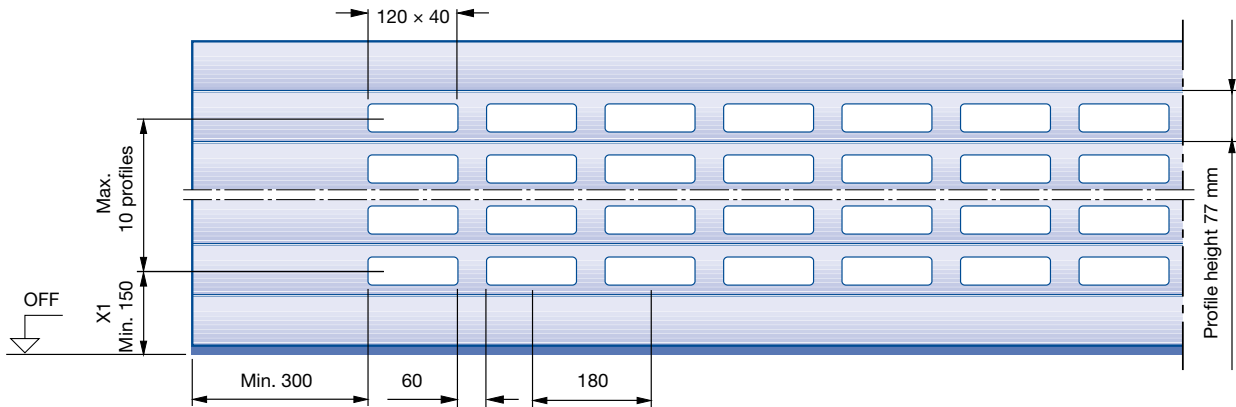
Product description and fitting dimensions



External roller garage door – fitting in front of the opening



Glazing and/or ventilation grille arrangement (optional)



Note:

- Glazing/ventilation arrangement is only possible starting at the 2nd section from the bottom.
- For technical reasons, the glazing/ventilation arrangement in the curtain is only possible starting at the 8th visible section from the top.

AR	External roller garage door	FS	Side guide	LH	Clear height	max.	Maximum
AUSS	Exterior	IR	Internal roller garage door	S	Required headroom	OFF	Finished floor level
BMB	Ordering size width	LB	Clear width	SBB	Additional fascia panel width	*LDH	= LH - 70 (FS 75)
BMH	Ordering size height	LDB	Clear passage width	SBH	Additional fascia panel height		= LH - 110 (FS 105)
EBT	Fitting depth	LDH	Clear passage height	min.	Minimum		

Roller garage door RollMatic T

Including tubular drive

Size range and prices



For a product description, see from page 33



Exterior
Standard colours

Prices for internal roller garage door RollMatic T – version with tubular drive

Clear height (LH) = ordering size height (BMH)	Clear width (LB) = ordering size width (BMB)																	
	1000	1250	1500	1750	1900	2000	2250	2500	2750	3000	3250	3500	3750	4000	4250	4500	4750	5000
3100	1665	1726	1771	1826	1826	1887	1943	2001	2075	2446	2501	2560	2618					
3000	1665	1726	1771	1826	1826	1887	1943	2001	2075	2446	2501	2560	2618					
2875	1665	1726	1771	1826	1826	1887	1943	2001	2075	2446	2501	2560	2618					
2750	1641	1694	1736	1789	1789	1845	1898	1950	2019	2312	2366	2419	2472					
2675	1641	1694	1736	1789	1789	1845	1898	1950	2019	2312	2366	2419	2472					
2625	1641	1694	1736	1789	1789	1845	1898	1950	2019	2312	2366	2419	2472					
2500	1614	1663	1701	1750	1750	1797	1850	1898	1962	2249	2300	2348	2400	2479	2578	2628	2675	
2375	1607	1654	1691	1738	1738	1789	1837	1887	1948	2234	2281	2329	2377	2496	2554	2602	2652	
2250	1585	1633	1665	1710	1710	1755	1803	1847	1906	2188	2234	2279	2324	2368	2424	2470	2514	
2125	1574	1616	1649	1691	1691	1733	1779	1821	1877	2157	2200	2242	2287	2329	2382	2424	2470	
2000	1567	1609	1641	1684	1684	1726	1765	1808	1866	2141	2183	2226	2268	2310	2363	2403	2446	
1750	1548	1585	1612	1652	1652	1691	1731	1771	1823	2093	2134	2171	2209	2249	2298	2336	2377	
1500	1522	1560	1578	1614	1614	1649	1684	1718	1768	2032	2067	2104	2136	2171	2215	2249	2287	
1200																		

Only available in the priced size range listed! (Minimum production dimensions BR 1000 x 1200 mm)

Surfaces		£
Noir 2100 Sablé (Anthracite metallic)		28
Decopaint	Painted in timber design look (Golden Oak or Rosewood) on inside and outside	28
Decograin	Plastic film coating in timber design look (Golden Oak or Rosewood) on outside	52
Note: External roller garage door not available with Decograin surface finish!		

Roller garage door RollMatic T

Including tubular drive

Surcharges for optional extras



External roller garage door				£
Version as external roller garage door (fitting in front of the opening)		Per door		48
Radio				£
Radio receiver 433 MHz rolling code with 2 × hand transmitter RSC 2		Per door	Standard	
Radio receiver 868 MHz BiSecur with 2 × hand transmitter HSE 4 BS		Per door		45
Operator				£
Operator with mechanically adjustable end-of-travel position		Per door	Standard	
Operator with electronically adjustable end-of-travel positions		Per door		318
Closing edge safety device				£
Closing edge safety device with spiral cable		Per door	Standard	
Closing edge safety device with radio (receiver integrated in control housing)		Per door		173
Fitting compensation set				£
(to accommodate for unevenness on the building structure when fitting behind/ in front of the opening)		Article no.		
Fitting compensation set LH ≤ 2300	(FS 75)	8991193	Per set	45
	(FS 105)	8991235	Per set	45
Fitting compensation set LH > 2300	(FS 75)	8991194	Per set	51
	(FS 105)	8991236	Per set	51
Additional fascia panel				£
Reinforcement of the fascia panel				
Notes:				
• Required for fitting in the opening!		In door colour	Per m	70
• State on door order, subsequent fitting is not possible!				
▶ State additional fascia panel height (SBH) and width!				
AR	External roller garage door	SBB	Additional fascia panel width	
IR	Internal roller garage door	SBH	Additional fascia panel height	
LB	Clear width	min.	Minimum	
Emergency release				£
Internal roller garage door		Exterior emergency release	Each	198
		Note: <ul style="list-style-type: none"> • Min. LH 1700 mm • Wall thickness ≤ 500 mm 		
Optional extras				£
		Glazing element With clear synthetic pane, window cut-out 112 × 33 mm, black glazing frame on exterior, transparent on interior (maximum 10 sections per door, number of glazing elements depending on the door width)	Per m	30
		Ventilation grilles Black plastic Ventilation cross section: approx. 13 cm ² / grille (maximum of 10 sections per door, number of ventilation grilles depending on the door width)	Per m	30
		Brush seal for fascia panel		
	LB up to 3000 mm	8991423	Per door	16
	LB from 3000 mm to 5000 mm	8991424	Per door	23

Garage horizontal door RollMatic OD

Including side operator ProMatic

Product description



General rules

Spring-compensated garage horizontal door for private use. As standard, when the Hörmann operator ProMatic is used – max. 10 door cycles per day according to the warranty conditions.

Frame

- Vertical side guides made of aluminium extrusion profiles with integrated brush seal, coated in door curtain colour. Horizontal guide rails and fascia panel made of aluminium extrusion profile, coated in the door curtain colour Decopaint / Decograin version – colours matching the Decopaint / Decograin surface finish.

Door curtain

- Rolled aluminium profile foamed with polyurethane rigid foam with rollers, profile height 77 mm. Coloured versions with two-layer coil coating with a paint system based on a high-quality polyurethane coated with polyamide.
- Bottom profile with bottom seal.

Note:

All Hörmann roller garage doors correspond to their technical properties and use state-of-the-art paint systems. Pressure marks and abrasive wear are design-related and cannot be avoided. They do not impair the function and durability of the roller garage door.

Surface coating

Version in standard colours

Interior and exterior of door curtain:

- Standard colours based on the RAL colour chart:

RAL 9016 Traffic white	RAL 7016 Anthracite grey
RAL 1015 Light ivory	RAL 7035 Light grey
RAL 3003 Ruby red	RAL 8028 Terra brown
RAL 3004 Purple red	RAL 9001 Cream
RAL 5011 Steel blue	RAL 9005 Jet black
RAL 6005 Moss green	RAL 9006 White aluminium*
RAL 7015 Slate grey	RAL 9007 Grey aluminium*
- Chartwell Green
- Noir 2100 Sablé (Anthracite metallic) – at a surcharge

Note:

Dark colours should not be used for doors that are exposed to the sun.

* IMPORTANT:

Despite the use of state-of-the-art colour coating systems, we cannot rule out colour deviations, specifically in metallic colours such as RAL 9006 or 9007.

Decopaint version with paint in timber design look

Interior and exterior of door curtain:

- **Golden Oak** – medium brown, yellow-gold surface with vibrant oak character
- **Rosewood** – reddish-brown stripey timber design

Decograin version with plastic film coating with timber design

Door curtain, exterior:

- Coated with UV-resistant synthetic film with timber design with embossed grain for an authentic timber character.
 - **Golden Oak** – medium brown, yellow-gold surface with vibrant oak character
 - **Rosewood** – reddish-brown stripey timber design

Door curtain, interior:

- Terra brown coating based on RAL 8028

Counterbalance

Tension spring system with lateral integral multiple tension spring assemblies. Transmission of forces via a cable, including cable guide and safety catch.

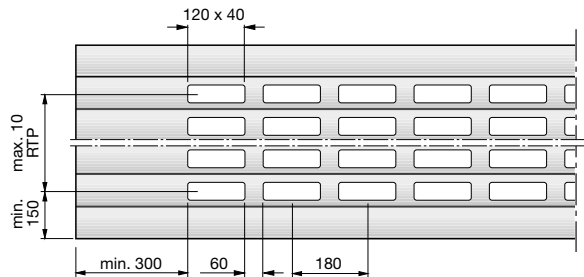
Closing devices

Locking with garage door operator.

Delivery

1 unit including operator

Glazing and / or ventilation grille arrangement (optional equipment)

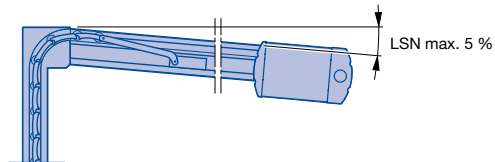


Note:

Glazing / ventilation grille arrangement is only possible starting at the 2nd section from the bottom.

Operator (side operator)

- As standard with garage door operator ProMatic
- Optionally with garage door operator SupraMatic E for a surcharge.
- Operator possible on the left or right, please state on order!



AUSS	Exterior
BMB	Ordering size width
BMH	Ordering size height
LE	Distance back with operator
LB	Clear width
LH	Clear height
LDB	Clear passage width
LDH	Clear passage height
LMB	Structural opening width
LSN	Track slope
max.	Maximum
min.	At least
OFF	Finished floor level
RAMB	Overall frame width
RAMH	Overall frame height
S	Lintel

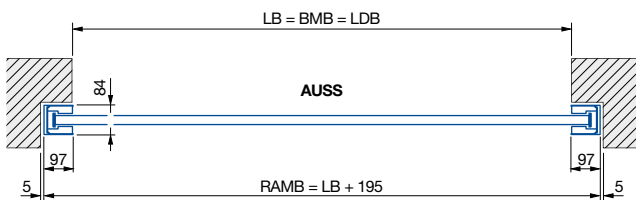
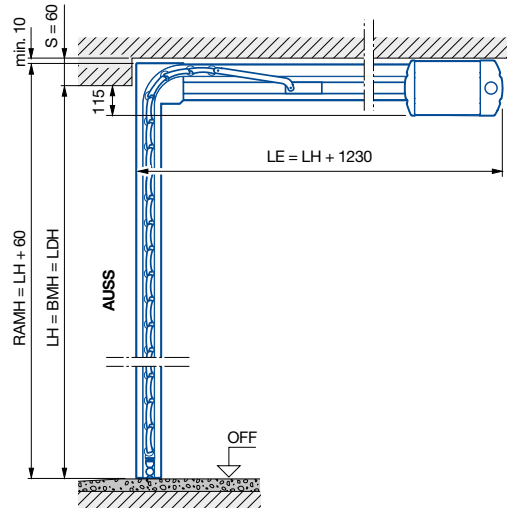

Garage horizontal door RollMatic OD

Including side operator ProMatic

Fitting dimensions

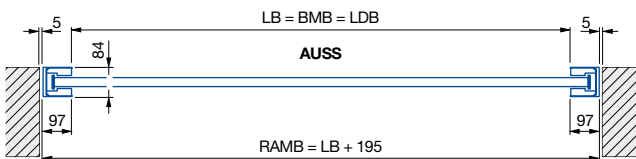
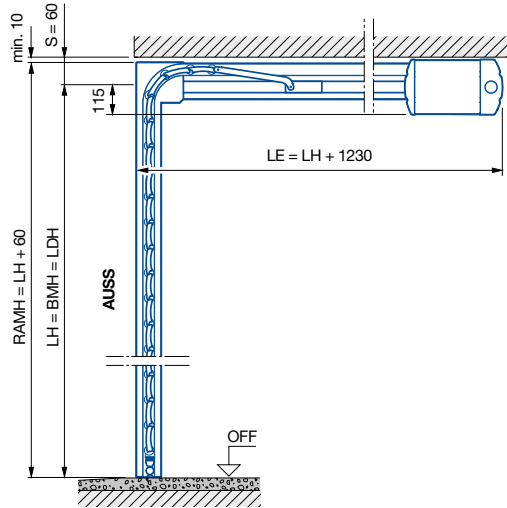



Fitting behind the opening



X1 min. 150

Fitting in the opening



X1 min. 150

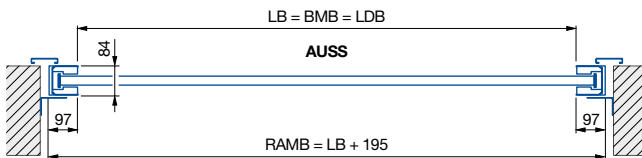
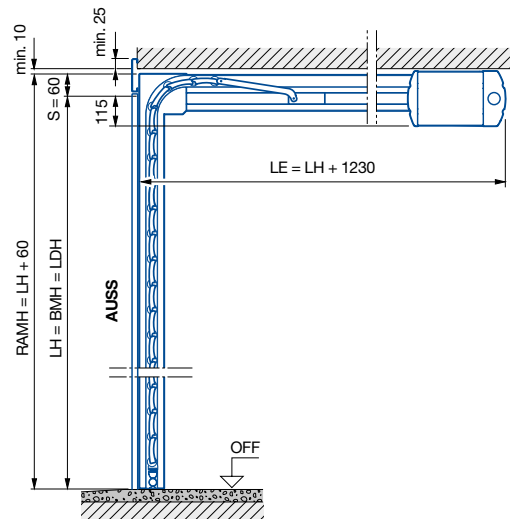
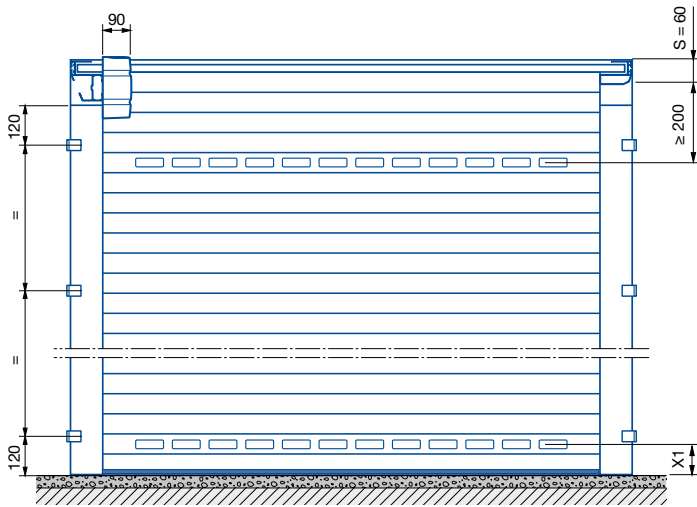
Garage horizontal door RollMatic OD

Including side operator ProMatic

Fitting dimensions



Flush fitting in the opening with panel 95



LB max. 3150
LH max. 2700
X1 min. 150

- AUSS** Exterior
- BMB** Ordering size width
- BMH** Ordering size height
- LE** Distance back with operator
- LB** Clear width
- LH** Clear height
- LDB** Clear passage width
- LDH** Clear passage height
- LMB** Structural opening width
- LSN** Track slope
- max.** Maximum
- min.** At least
- OFF** Finished floor level
- RAMB** Overall frame width
- RAMH** Overall frame height
- S** Lintel

Garage horizontal door RollMatic OD

Including side operator ProMatic

Size range and prices



For a product description, see from page 38



Exterior
White or Colour

(same price)

Prices for garage horizontal doors RollMatic OD

Clear height (LH) = ordering size height (BMH)	3000			1987	2035	2090	2136	2189	2234	2289	
	2875			1949	1994	2036	2090	2140	2187	2232	
	2750			1914	1951	1995	2046	2094	2137	2179	
	2625			1872	1915	1950	1999	2048	2089	2128	
	2500	1655	1652	1857	1895	1938	1985	2034	2072	2116	
	2375	1613	1635	1750	1787	1831	1871	1913	1946	1987	
	2250	1575	1612	1654	1689	1727	1769	1803	1840	1879	
	2125	1546	1577	1613	1649	1684	1723	1757	1788	1829	
	2000	1514	1543	1574	1607	1640	1677	1711	1743	1778	
	1875	1481	1525	1539	1576	1612	1643	1680	1716	1750	
1700											
		1250	1500	1750	2000	2250	2500	2750	3000	3250	3500

Only available in the priced size range listed! (Minimum production dimensions BR 1250 x 1700 mm)

Surfaces		£
Noir 2100 Sablé (Anthracite metallic)		£ per m ² 28
Decopaint	Painted in timber design look (Golden Oak or Rosewood) on inside and outside	£ per m ² 28
Decograin	Plastic film coating in timber design look (Golden Oak or Rosewood) on outside	£ per m ² 52
Note: External roller garage door not available with Decograin surface finish!		

SupraMatic E, series 4 £



Optionally with garage door operator SupraMatic E, series 4
2 x 4-button hand transmitter HSE 4 BS, textured surface (black) with chrome caps

Surcharge **138**

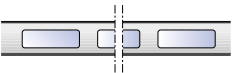

2-coloured garage horizontal door RollMatic OD See page 42

Optional extras for garage horizontal door RollMatic OD See door operators section in the 01-21 A Dealer Price List

Optional extras

For garage horizontal door RollMatic OD including side operator ProMatic



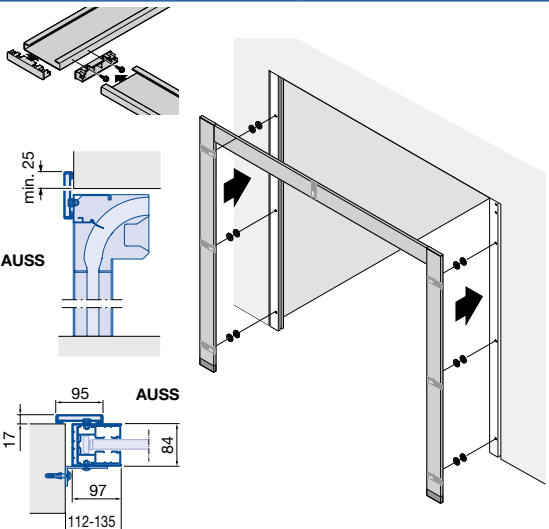
Optional extras		£
	Glazing element With clear synthetic pane, window cut-out 112 x 33 mm, black glazing frame on exterior, transparent on interior (maximum 10 sections per door, number of glazing elements depending on the door width)	Per m 30
	Ventilation grilles Black plastic Ventilation cross section: approx. 13 cm ² /grille (maximum of 10 sections per door, number of ventilation grilles depending on the door width)	Per m 30

2-coloured garage horizontal door RollMatic OD		£
After technical clarification!		
2-coloured roller garage door – frame and door curtain	Per door	119
2-coloured door curtain (The individual section is always only available in a single colour on the interior and exterior)	Per door	331

Retrofit fascia panels for flush fitting		£
Set: fascia frame OD		
<ul style="list-style-type: none"> As cover for lintel and frame with flush-fitting installation and for renovations For use with doors up to LB max. 3150 mm and LH max. 2700 mm 		
Consisting of:	<ul style="list-style-type: none"> 2 fascias, width 95 mm, length 2800 mm each 1 fascia, width 95 mm, length 3200 mm including additional fixing material for panel and door 2 plastic panel shoes (black) 	

Note:
The vertical tracks and the fascia panel are pre-drilled at the factory if this fitting is selected.

Surface finish		£
White, based on RAL 9016 or Color	Per set	264



min. 25

AUSS

95

17

97

112-135

84

AUSS

AUSS min. Exterior At least

Emergency release NET 4 (required if there is no second entrance)	See the "Door operators" section in 01-21 A Dealer Price List
Accessories for operator ProMatic / SupraMatic E	See the "Door operators" section in 01-21 A Dealer Price List